


Install & Remove Electric Meters!

The MeterPuller™ works on virtually any residential, commercial and industrial electric meters that plug into a ring or ring-less type meter socket.



REMOVAL / INSTALLATION

Meter Removal



Slide the MeterPuller over the meter.



Push until clips snap over meter's metal band.



Rock up & down to loosen the blades.



Pull the meter away from the base.

Meter Installation



Snap the meter into the MeterPuller.



Align the meter and push onto the blades.




Release the MeterPuller by pushing the levers in.



Pull the MeterPuller away from the base.


SPECIFICATIONS

- Housing Material:** Lightweight, High Strength Polycarbonate
- Hardware:** Chrome Plated Steel Clips
- Color:** Transparent Amber & Orange, High Visibility
- Venting Holes:** Multiple in One Quadrant of the Chamber
- Hand Barrier:** Solid Barrier Separating the Operator from Arcing or Gasses



Catalog No.	MeterPuller Application / Description	Diameter or Width	Overall Length	Color	Standard Package
M-001	Residential Single-Phase Meters	6.2 in.	10.5 in.	Transparent Amber	1
M-002A	Residential Single-Phase and Commercial & Industrial Poly-Phase Meters	6.5 in.	12.5 in.	Transparent Orange	1
M-009	Storage Bag for M-001 or M-002A	8 in.	15 in.	White	1

APPLICATIONS



Storage Bag M-009

This MeterPuller Works On	M-001	M-002A
"A" Base Meters	✓	✓
Single-Phase Ring Type Meters	✓	✓
Single-Phase Ring-Less Type Meters	✓	✓
Poly-Phase Ring Type Meters		✓
Poly-Phase Ring-Less Type Meters		✓



Rauckman Utility Products, LLC.

37 Ednick Drive
 Swansea, IL 62226
 phone: 618.222.7100
 fax: 618.222.7177
 www.rauckmanutility.com