


Conductor Covers are designed to increase system reliability by reducing wildlife related outages.


System interruptions and equipment failures caused by wildlife and incidental vegetation contact can be minimized by the use of Conductor Covers.

Color, Flexibility, and Dielectric Strength are maintained even in severe Ultra-Violet conditions. All characteristics are maintained after **2500** hours in ASTM G-154 UV and Humidity test conditions.

Conductor Covers are track resistant and are made from silicone specially formulated for the rigorous requirements of the electric utility industry. The conductor covers are pre-slit with a generous material overlap. The overlapping is created using a unique manufacturing process that provides material memory while preserving flexibility.



**APPLICATION VOLTAGE MAXIMUM: 38 kV Phase-to-Phase
22 kV Phase-to-Ground**



APPLICATIONS

Raukman Utility Products Silicone Conductor Covers are manufactured with an overlapping configuration (see cross section view above) so that no field slitting is required. The conductor covers are available in 4 different diameters and come in standard lengths as indicated in the table below. Conductor covers can be easily cut-to-length in the field as needed.

Catalog No.	I.D. Size (Relaxed)	Wall Thickness	Color	Weight / Ft	Std Pkg Qty	Std Pkg Put-Up
RCC-040G	0.40"	0.200"	Grey	0.25 lbs.	100'	Two 50' Coils
RCC-075G	0.75"	0.200"	Grey	0.62 lbs.	50'	Two 25' Coils
RCC-100G	1.00"	0.200"	Grey	0.85 lbs.	25'	One 25' Coil
RCC-175G	1.75"	0.200"	Grey	0.95 lbs.	24'	Six 4' Pieces
RCC-040R	0.40"	0.200"	Red	0.25 lbs.	100'	Two 50' Coils
RCC-075R	0.75"	0.200"	Red	0.62 lbs.	50'	Two 25' Coils
RCC-100R	1.00"	0.200"	Red	0.85 lbs.	25'	One 25' Coil
RCC-175R	1.75"	0.200"	Red	0.95 lbs.	24'	Six 4' Pieces

SPECIFICATIONS

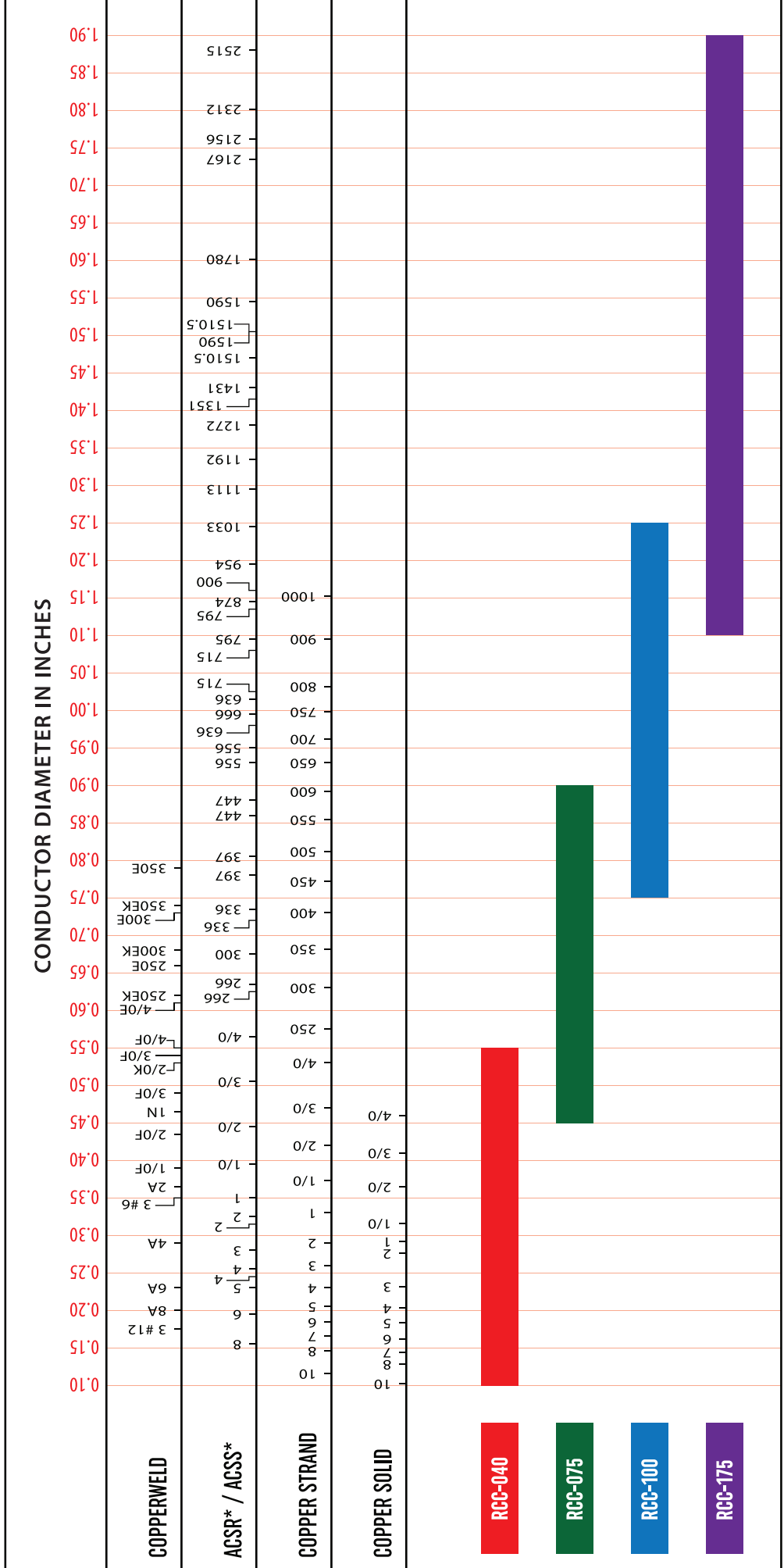
- ▶ **Material:** Silicone Rubber
- ▶ **Tensile Strength:** 600 psi
- ▶ **Colors Available:** Grey & Red
- ▶ **Non-Flammable Rating:** UL 94 V-0
- ▶ **Elongation:** 200%
- ▶ **Powder Free Construction**
- ▶ **Hardness:** Durometer 65 +/-5
- ▶ **Brittle Point:** -90° C
- ▶ **Superior Ultra-Violet Stabilization**

Raukman Utility Products, LLC.

33 Empire Drive
Belleville, IL 62220
phone: 618-234-0001
fax: 618-234-0003
www.rauckmanutility.com



RAUCKMAN SILICONE CONDUCTOR COVER SELECTOR CHART



*Some ACSR and ACSS conductor sizes are listed more than once in this chart since the stranding design can affect the conductor's overall outside diameter. For example; 795 MCM is available in different stranding configurations such as; Coot, Drake, Condor, Tern and Mallard. Coot is the smallest diameter at 1.04" and Mallard's outside diameter of 1.14" is the largest. If a conductor size (MCM) is available in more than one outside diameter the minimum and maximum diameters are shown in the chart above.



© Copyright 2016 Rauckman Utility Products, LLC.

Rauckman Utility Products, LLC. 33 Empire Drive Belleville, IL 62220 phone: 618-234-0001 fax: 618-234-0003 www.rauckmanutility.com

Specifications Subject to Change Without Notice. Rauckman Silicone Conductor Cover Doc. No. RUPTP3.180B