


**Minimize Animal-Related Outages with Rauckman Wildlife Shield Barriers.**

Installed on distribution & substation equipment bushings the Wildlife Shield minimizes the occurrences of animal-related electric service interruptions.



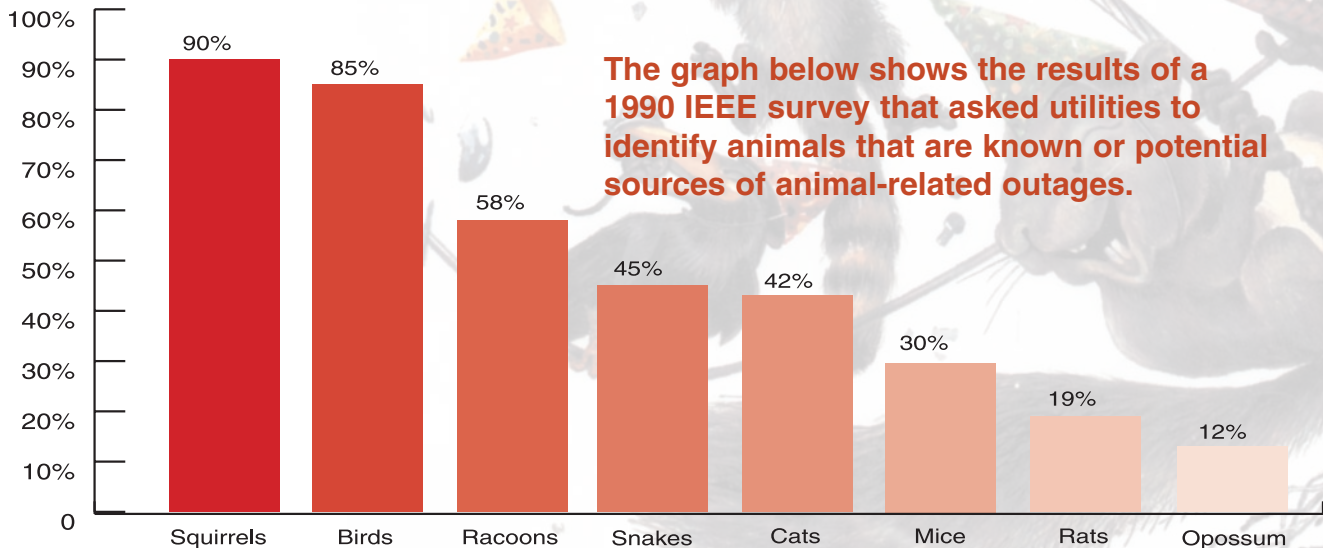
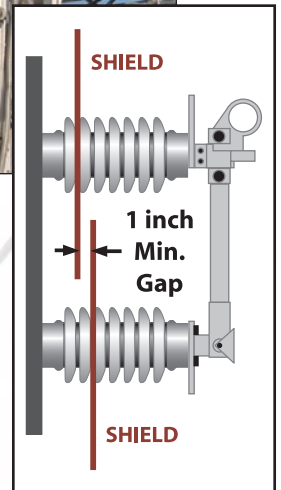
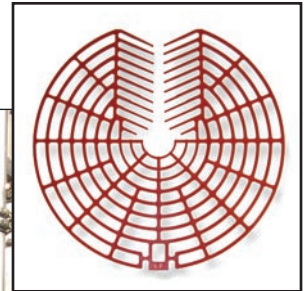
**Animals are second** only to weather as causes of unplanned outages. The types of animals that infiltrate utility equipment vary from region to region. The squirrel continues to be the #1 culprit with birds not far behind.

**Rauckman Wildlife Shields** are designed for installation on insulators and bushings at utility substations to minimize access and electrocution of animals of all type. The Shields are manufactured using special polymer technology suitable for severe environments. Shields have a UL94 Classification of V-0.

**The installation of shields** is very fast and easy and does not necessarily require a downtime. One person with one hotstick can install the shield right out of the box without any nuts and bolts or assembly.



Model W-002R Mounted on 3 Hookstick Switches.

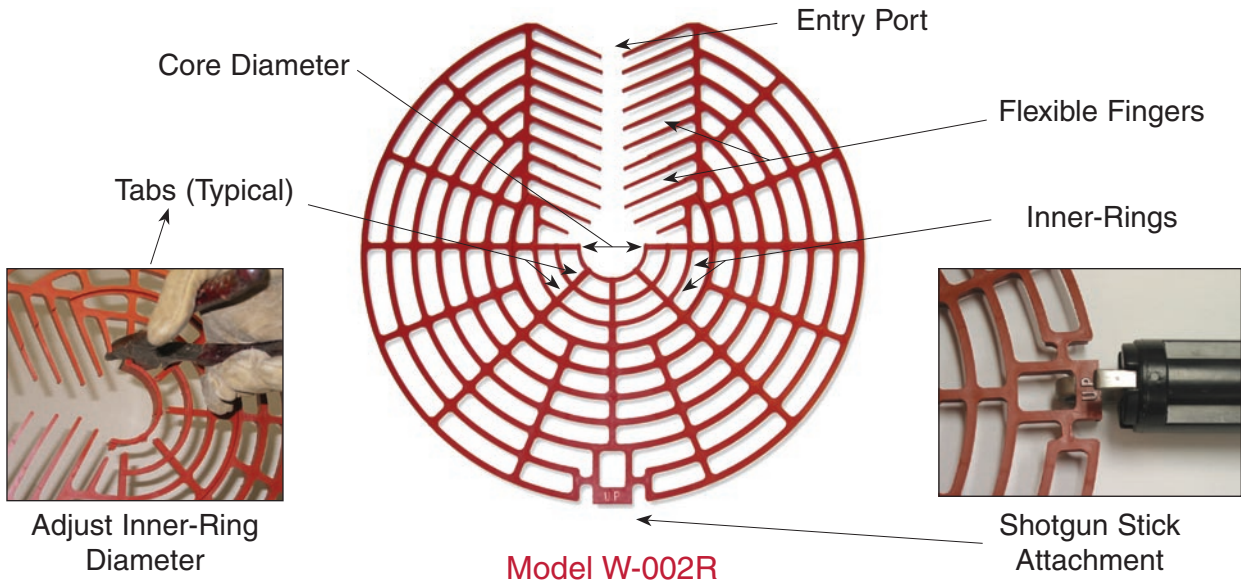


**The graph below shows the results of a 1990 IEEE survey that asked utilities to identify animals that are known or potential sources of animal-related outages.**

Results of 1990 IEEE Utility Survey.

Reference: IEEE Std. 1264-1993. IEEE Guide for Animal Deterrents for Electric Power Supply Substations

## SPECIFICATIONS



Catalog No.	Description	Overall Diameter	Core Diameter Range (inches)		Color	UL-94 Classification
			min.	max.		
W-001S	Wildlife Shield, 16", Gray	16 inch	1	6	Gray	V-0
W-001SR	Wildlife Shield, 16", Red	16 inch	1	6	Red	V-0
W-002	Wildlife Shield, 20", Gray	20 inch	2	6	Gray	V-0
W-002R	Wildlife Shield, 20", Red	20 inch	2	6	Red	V-0
W-004	Wildlife Shield, 24", Gray	20 inch	2	6	Gray	V-0
W-004R	Wildlife Shield, 24", Red	20 inch	2	6	Red	V-0

Rauckman Wildlife Shields have been subjected to the most rigorous tests known for wildlife covers, shields and barriers. All tests were performed at a nationally recognized testing facility. Complete independent test reports are available.


## INSTALLATION

Installation of Wildlife Shield is quite simple and has the following features / benefits:

- Can be installed hot and does not necessarily require an outage.
- Use right out of the box, no hardware or assembly is required.
- Requires only one shotgun style hotstick.
- Long life using latest engineered polymer technology for UV protection, track and flame resistance.

### Rauckman Utility Products, LLC.

37 Ednick Drive  
 Swansea, IL 62226  
 phone: 618-222-7100  
 fax: 618-222-7177  
[www.rauckmanutility.com](http://www.rauckmanutility.com)



**One Stick  
Hot Installation**

Model W-002R Being Installed in a Substation